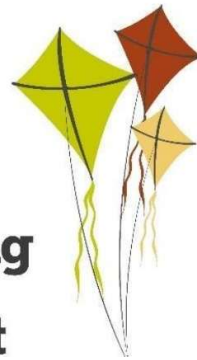


# Porchester Junior School



**Flying  
High  
Trust**



## Lower School Curriculum Booklet Summer 2026

This booklet is aimed at informing you, as parents, of the work that will be covered over the Summer term 2026.

Dear Porchester families,

### **Welcome back, everyone!**

We hope you all enjoyed a wonderful Easter break and are feeling refreshed and ready for the Summer term - hopefully with plenty of sunshine ahead! We are delighted to welcome the children back, and as always, the Summer term promises to be a busy and exciting one. We have a fantastic term planned and we're looking forward to getting back into the rhythm of learning together. We also love celebrating the children's achievements both in and out of school, so please do continue to share these with us.

We would just like to give you a little information that you might find useful for the term ahead:



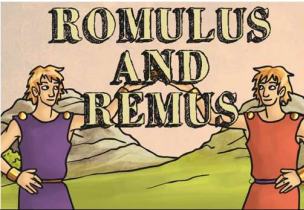





- **P.E.** – Thursdays – please ensure your child is in proper school PE kit on these days.
- **Swimming** – Y4 only – Tuesday afternoons until the end of the year.
- **Reading** – We do expect all children to read regularly at home. Reading is crucial to all aspects of children's learning and regular reading at home remains important, even as your child begins to read more independently. Please ensure that your child has their reading diary every day, as we will be checking these regularly and using them to record reading in school. Children will receive a house point for every read at home and will be entered into the reading raffle if they read 5 times at home within one week. If you need any support with your child's reading, please do talk to your class teacher as we want to help support and develop your child's love of reading.
- **Times tables** – Year 4s will complete a MTC (Multiplication Tables Check) this term so we will be practising times regularly. Year 4s will be expected to know all their times tables up to 12x by June so it would be great if you could support this through regular practise at home. Year 3s should know their 2, 5, 10, 3, 4 and 8 times tables this term. Regular practice will also prepare the Year 3s for their assessment next year. All children have been provided with a Times Tables Rock Stars login and we encourage them to use this at home to support their learning and recall. We will be setting weekly times tables to learn and will be testing every week.
- **Spelling homework** – The children will have spelling lessons each week and a test each Friday. They will be given a spelling sheet on a Monday to support them in practising their weekly spellings at home. This homework is expected back in school by Friday. They are also encouraged to play Spelling Shed at home to help them practise their weekly spellings. We will look at the Spelling Shed leader board in school and those working hard will be rewarded with house points. Weekly spelling tests will take place on a **Friday**.
- **Maths homework** – Weekly maths homework will concentrate on essential maths skills and will support the children's learning in school. This is to support the learning in school and prepare children for secondary school. We will give this out on a Friday and collect the following Friday so children will have a week to complete it.

If Spelling and Maths homework are not completed by Friday each week, children will be supported to complete this during a break time homework group.

Thank you for your on-going support. We hope you find this information helpful and are looking forward to another exciting term at Porchester!

Miss Mintey, Miss McMath & Miss Joyce  
Lower School Team

Please feel free to contact us at school if there are any comments about this booklet, or if there are ways in which we could improve our school/parent links in the future.

<b>English</b>	<p>This term, we will be studying many different genres: non-chronological reports, traditional tales, recounts, kennings and narratives.</p> <p>We will also be using some of these books and stories in class:</p> <div style="display: flex; justify-content: space-around; align-items: center;">    </div>		
<b>Maths</b>	<p style="text-align: center;"><b>Year 3</b></p> <p>Number: fractions  Measurement: money  Measurement: time  Geometry: shape  Statistics</p>	<p style="text-align: center;"><b>Year 4</b></p> <p>Number: decimals  Measurement: money  Measurement: time  Geometry: shape  Statistics  Geometry: Position and direction</p>	
<b>Enquiry</b>	<b>What legacy will you leave?</b>		
<b>History</b>	Romans 	<b>Science</b>	Electricity 
<b>Geography</b>	European countries	<b>Art &amp; DT</b>	Sculpture – Roman pottery Cooking
<b>Music</b>	Electric drums Samba drumming 	<b>PE</b>	Athletics Netball 
<b>Spanish</b>	Fruit The hungry caterpillar	<b>Computing</b>	Coding via scratch Spreadsheets
<b>RE</b>	Where, how and why do people worship? What can we learn from inspiring people in sacred texts and in the history of religions?		
<b>PSHE</b>	Economic wellbeing: aspirations, work and career Drugs, alcohol and tobacco Ourselves, growing and changing RSE– relationships and education		

### Creative Homework – Summer 2026

This term, our enquiry question is: "What legacy will you leave?"

We'd love for you to continue your learning at home and have a go at some of the suggested activities below! Or, if you have your own creative idea to enhance your learning about the Romans, we'd love to see what you get up to. Please bring it into school or send it on Dojo to your teacher.

Choose an aspect of Roman life: Roman Houses, Roman Baths, or Roman Clothing and create an advertisement leaflet.



Write your own Roman Numerals Times Tables. Write our one or more Times tables using roman numerals only!

I II III IV  
VI VII VIII  
X XI XII

Create a 3D model of the amazing Colosseum or a place which is fit for a gladiator fight. You could use Lego or any other material.



Create your own Roman Mosaics using cut paper, pasta shapes, seeds etc. Try and create one which would leave a legacy on the world!



Create a Timeline of the life and legacy of the Roman Empire – include key dates as well as key people.



Research and create a poster/fact file about the different Roman gods/goddesses (before Christianity).



Research and create a fact file about Roman emperors and explain the legacy that they left behind.



Research some different tools and weapons used by the Romans and create models of these using cardboard.



Research and create some different Ancient Roman recipes. You also could write a set of instructions or a food review after.

An Ancient Roman Recipe

**Roman Spelt Bread**



**Roman Honey Biscuit Recipe**

The Romans loved luxury and used honey in lots of their recipes to sweeten them. These honey biscuits are simple to make and the Romans served them to guests, as well as eating them for breakfast.





# What legacy will you leave?



The Roman empire began in Rome Italy. Over time, the Romans invaded and conquered many countries. Some European countries that were in the Roman empire were: Italy, Britain, Greece, France, Turkey, Portugal and Spain.



Many place names in Britain come from the Romans. For example, names ending in -chester, -caster, or -cester show where the Romans once built towns or forts.

## Stone Age

Used simple tools and weapons made from stone, bone, and wood.

Lived in tribes and had leaders called chiefs.

People had no written language and communicated mainly by speaking and using art.

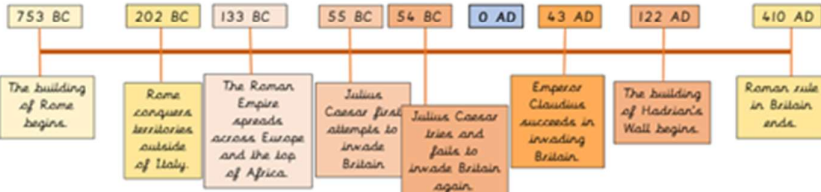
## Roman

Built advanced structures like aqueducts, roads, and the Colosseum.

Romans had a complex society with emperors, senators and slaves.

Romans used written language (Latin) for communication, government and literature.

## Roman Britain Timeline



Roman society followed a hierarchy: emperor, patricians, senators, plebians, freedpeople and slaves.


Roman society is one of the first examples of democracy. Rome was governed by consuls and senates.



Julius Caesar was a politician and general who was important in transforming the Roman Republic into the Roman Empire.



Emperor Claudius successfully conquered Britain in 43AD. This marked the start of the Roman period.



Boudicca was the queen of the Iceni tribe (celts) who rebelled against the Roman rule.



Emperor Constantine introduced Britain to Christianity as their main religion and believe in one god.

## Key Vocabulary

<b>invasion</b>		Entering a place or land in a forceful way.
<b>conquer</b>		To take control of people or land using force.
<b>rebel</b>		To rise up against something or someone you don't agree with.
<b>emperor</b>		The ruler of an empire.
<b>gladiator</b>		A trained fighter in ancient Rome who fought in large arenas for entertainment.



The Roman Empire advanced Britain in many ways. They introduced: roads, Latin the number system, coins, legal systems, underfloor heating and aqueducts.

I II III IV  
V VI VII  
VIII IX X  
XI XII

