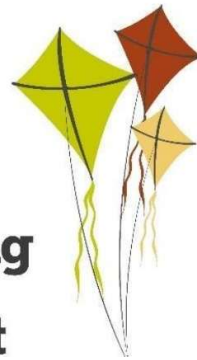


# Porchester Junior School



**Flying  
High  
Trust**



## Lower School Curriculum Booklet Spring 2026

This booklet is aimed at informing you, as parents, of the work that will be covered over the Spring term 2026.

Dear Lower School families,

Welcome back everyone! We hope you all enjoyed your Christmas holidays, and the children are feeling refreshed! It is great to see all the children again so eager and ready to learn – there is a lot of excitement and anticipation for our new enquiry. We are really looking forward getting back into the swing of our routine and having another exciting term together.

We would just like to give you a little information that you might find useful over the next few weeks:

- **P.E.** – Thursday – please ensure your child is in proper school PE kit on these days.
- **Reading** – We do expect all children to read regularly at home. Reading is crucial to all aspects of children's learning and regular reading at home remains important, even as your child begins to read more independently. Please ensure that your child has their reading diary every day, as we will be checking these regularly and using them to record reading in school. Children will receive a house point for every read at home and will be entered into the reading raffle if they read 5 times at home within one week. If you need any support with your child's reading, please do talk to your class teacher as we want to help support and develop your child's love of reading.
- **Times tables** – Year 4s will complete a MTC (Multiplication Tables Check) in the Summer Terms so we will be practising times regularly. Year 4s will be expected to know all their times tables up to 12x by June so it would be great if you could support this through regular practise at home. Year 3s should know their 2, 5, 10, 3, 4 and 8 times tables this term. Regular practice will also prepare the Year 3s for their assessment next year. All children have been provided with a Times Tables Rock Stars login and we encourage them to use this at home to support their learning and recall. We will be setting weekly times tables to learn and will be testing every week.
- **Spelling homework** – The children will have spelling lessons each week and a test each Friday. They will be given a spelling sheet on a Monday to support them in practising their weekly spellings at home. This homework is expected back in school by Friday. They are also encouraged to play Spelling Shed at home to help them practise their weekly spellings. We will look at the Spelling Shed leader board in school and those working hard will be rewarded with house points. Weekly spelling tests will take place on a **Friday**.
- **Maths homework** – Weekly maths homework will concentrate on essential maths skills and will support the children's learning in school. This is to support the learning in school and prepare children for secondary school. We will give this out on a Friday and collect the following Friday so children will have a week to complete it.

If Spelling and Maths homework are not completed by Friday each week, children will be supported to complete this during a break time homework group.

Thank you for your on-going support. We hope you find this information helpful and are looking forward to another exciting term at Porchester!






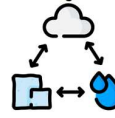










Miss Mintey, Miss McMath & Miss Joyce  
Lower School Team

Please feel free to contact us at school if there are any comments about this booklet, or if there are ways in which we could improve our school/parent links in the future.

Tel: 0115 9520920

Email: [office@porchester.net](mailto:office@porchester.net)

Website: <https://www.porchester.notts.sch.uk/>

<p><b>English</b></p>	<p>This term, we will be studying many different genres: narratives, descriptions, balanced arguments, fable, persuasive letters and rhyming couplet poetry.</p> <p>We will also be using some of these books and stories in class:</p> <div style="display: flex; justify-content: space-around; align-items: center;">     </div>		
<p><b>Maths</b></p>	<p style="text-align: center;"><b>Year 3</b></p> <p>Number: multiplication and division          Measurement: length and perimeter          Number: fractions          Measurement: mass and capacity</p>	<p style="text-align: center;"><b>Year 4</b></p> <p>Number: multiplication and division          Measurement: length and perimeter          Number: fractions          Number: decimals</p>	
<p><b>Enquiry</b></p>	<p style="text-align: center;">Why is water movement significant?</p>		
<p><b>Geography</b></p>	<p style="text-align: center;">Rivers</p> 	<p><b>Science</b></p>	<p>States of matter</p>  <p>Forces and magnets</p> 
<p><b>Art</b></p>	<p>Painting – inspired by Claude Monet and Jean-Francois Millette</p> <div style="display: flex; justify-content: space-around;">   </div>	<p><b>D&amp;T</b></p>	<p>Designing a water wheel</p> 
<p><b>Spanish</b></p>	<p style="text-align: center;">Animals</p> 	<p><b>Computing</b></p>	<p>Computer Programming</p> 
<p><b>PE</b></p>	<p style="text-align: center;">Hockey &amp; Gymnastics</p> 	<p><b>Music</b></p>	<p>Boom whackers          Music theory &amp; keyboards</p> 
<p><b>RE</b></p>	<p>How do religious families and communities practice their faith?</p> 	<p><b>PSHE</b></p>	<p>Keeping safe          Communities</p> 



Creative Homework – Spring 2026

This term, our enquiry question is: *“Why is water movement significant?”*

We’d love for you to continue your learning at home and have a go at some of the suggested activities below! Or, if you have your own creative idea to enhance your learning about water movement, we’d love to see what you get up to. Please bring it into school or send it on Dojo to your teacher.

<p>Produce a fact file about one of the worlds rivers. Include as many interesting facts as you can.</p>  <p>A world map titled 'Major Rivers of the World' showing various rivers and their courses across different continents. Rivers labeled include Mackenzie, Yukon, Missouri, Rio Grande, Amazon, Parana, Colorado, Murrumbidgee, Danube, Volga, Yenisey, Lena, Amur, Huang, Mekong, Yangtze, Nile, Niger, Congo, Indus, Ganges, Tigris, and Euphrates.</p>	<p>Rivers and oceans are being damaged by pollution. Can you create a sculpture using plastic waste to show the impact of pollution on our waterways?</p>  <p>A sculpture of a bird, possibly a duck or goose, constructed from various pieces of brown and white plastic waste. The bird is standing on a paved surface, and its body is covered in the plastic debris, illustrating the impact of pollution.</p>	<p>Research and make a PowerPoint or poster all about rivers. A fact file based on a famous river? The water cycle? Animals that live in and around rivers?</p>  <p>A scenic landscape photograph showing a wide river flowing through a lush green valley. The river is surrounded by dense trees and rolling hills under a clear blue sky.</p>
<p>Design and make a 3D model of a river, from source to mouth. Can you label it with its different features too? Be creative and think about what you could use!</p>  <p>Two 3D models of rivers. The first is a simple model made of blue paper and sticks, with small figures representing people along the banks. The second is a more detailed model with a blue river, green banks, and various labels and features.</p>	<p>Write a poem about a river or river creature. It could be a shape poem or a kenning.</p>  <p>A shape poem where the words are arranged to form the shape of a winding river. The text describes the river's journey and the creatures that live in it, such as 'The water flows like a blue ribbon', 'The fish jump like silver specks', and 'The mighty Mississippi'.</p>	<p>Draw or paint a picture of a river scene. You could use water colours or try a different style of painting</p>  <p>A watercolor painting of a river scene. The painting shows a river flowing through a landscape with trees and a bridge. The colors are soft and blended, creating a peaceful atmosphere.</p>
<p>Can you make a creative quiz about rivers that you can do at home with your family and with your classmates in school?</p>  <p>A graphic with the words 'QUIZ TIME' in large, colorful, block letters. Each letter is filled with a different color and has small white dots, resembling a marquee sign.</p>	<p>Rivers, lakes and even the sea are amazing! But they can also be very dangerous. Can you make a poster or leaflet advising people about how to stay safe around water?</p>  <p>A poster titled 'WATER SAFETY RULES' with various icons and text. The rules include: 'Buddy up! Make sure you never swim alone.', 'Swim in safe areas and always know where the lifeguard is.', 'Know your limits. Don't swim further than or hold your breath longer than you are able to.', 'Don't drink cold water.', 'Wear a life jacket if you can't swim or while on a boat.', 'Jump in feet first.', 'Don't swim during storms.', 'Learn how to swim.', 'To assist someone in trouble, reach them with a pole or throw a floatable ball.', 'Last, but not least... FOLLOW THE RULES!'.</p>	<p>Write a creative story with a water theme, maybe a river or sea monster that comes to life? Use your imagination.</p>  <p>A graphic with the words 'AUTHOR AT WORK' in large, block letters. The letters are arranged on a background of papers, pencils, and a ruler, suggesting a creative writing process.</p>